


Features and Benefits

- **Small Size and Lightweight**
- **Near Ideal Performance**
-Ultra low insertion loss and good rejection
- **Precision**
-Low part-to-part variation
- **Ease of Assembly**
-Standard SMT processes
- **Characteristic Impedance**
-50Ω

Applications

- **Satellite Communications**

Part Number PSF42B05V2S



39.7-45.3 GHz Bandpass Filter

Surface mount Q band filter in a miniature form factor.

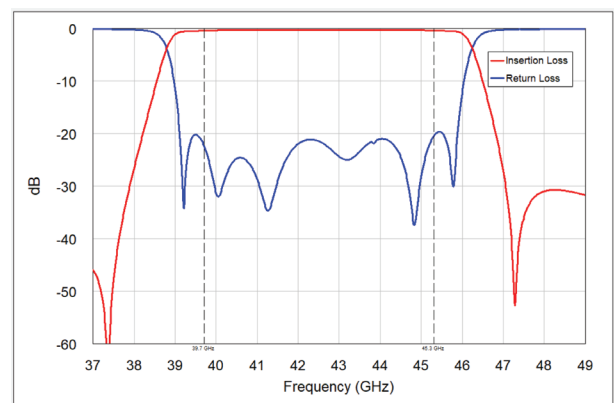
Description

Nuvotronics PolyStrata® Technology provides high performance filtering in a small form factor (15.34mm x 7.11mm x 1.5mm). The PSF42B05V2S surface-mount interdigital filter provides ultra low insertion loss and high rejection. Typical insertion loss performance is < 0.5 dB across the 39.7 - 45.3 GHz band. This part is ideal for space or ground applications. The filter is compliant with standard SMT assembly processes. Tape and reel packaging is available for bulk orders.

Typical Electrical Performance*

Parameter	Frequency Range (GHz)	Min	Typ	Max
Insertion Loss (dB)	39.7 - 45.3	-	0.5	0.7
Return Loss (dB)		12	15	-
Rejection (dB)	DC - 37	40	42	-
	47.5 - 60	30	32	-

*The specifications above are valid at ambient temperature. Insertion loss performance over -40°C to 85°C may vary by +/- 0.2 dB.



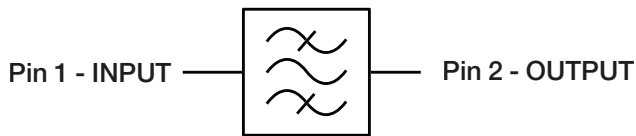
Additional Details

Special Handling / Storage Instructions	
Storage	IAW IPC-4553A
ESD Sensitivity	None
Ordering Information	PSF42B05V2S
Standard Packaging	Tape and Reel
Alternative Packaging Available	Waffle Pack
Component Termination Finish	Immersion Silver, Immersion Gold
Export Certifications	5A991.a

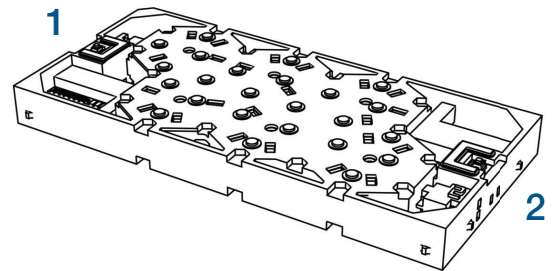
Absolute Maximum Ratings

Power	TBD
Operating Temp	-55°C to 125°C
Solder Reflow	260°C max. for 10 seconds, 3 cycles
Epoxy Attach	150°C max. for 90 minutes

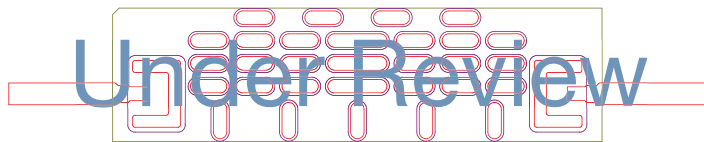
Simplified Block Diagram



Component View

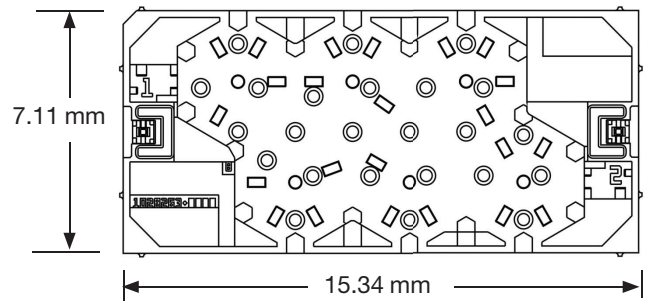


PCB Layout

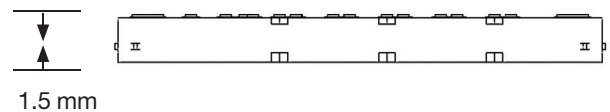


Legend: TOP METAL ■ SOLDER MASK ■ PART OUTLINE ■

Mechanical Drawing



Bottom



Front

Drawings available upon request